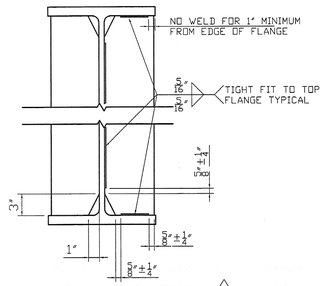

TYP. WELD TERMINATION DETAIL

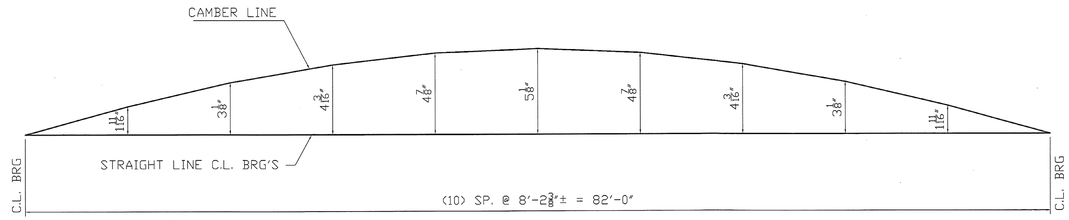

CAMBER DIAGRAM FOR BEAM 1

SHIPPER — BILL OF MATERIAL

NO.	MARK	NO.	MARK	SIZE	LENGTH	REMARKS		WEIGHT
1	1A			W36X135	83'-6 11/16"	CVN/BEVEL		--
		1	pcx1	PL 1/2x5	2'-9 7/8"			--
		3	pfx1	PL 1/2x5	2'-9 7/8"			--
		3	pgx1	PL 1/2x5	2'-9 7/8"			--
		1	phx1	PL 1/2x2 13/16	0'-8 5/16"			--

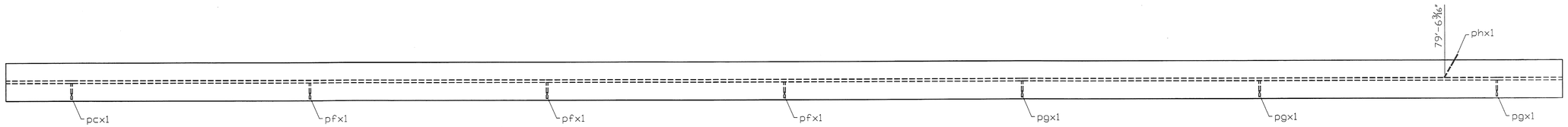

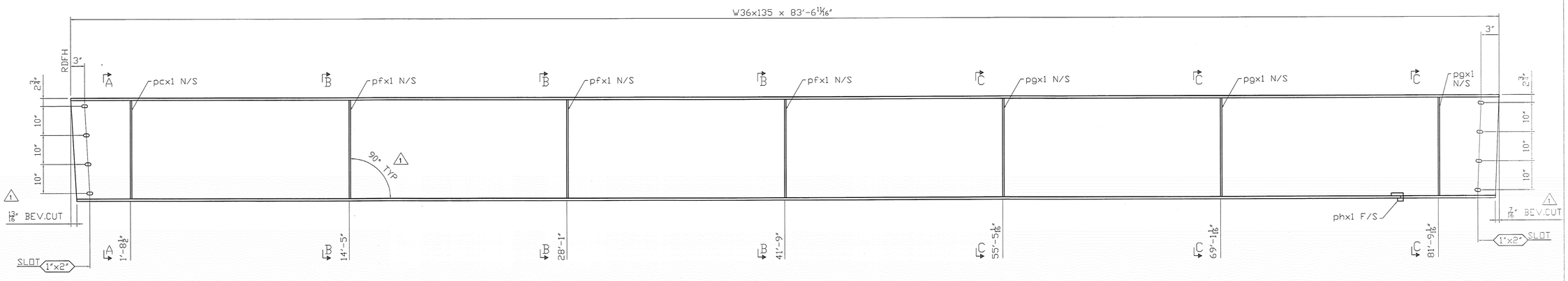

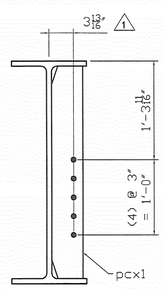

SECTION A-A

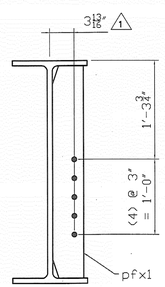

SECTION B-B

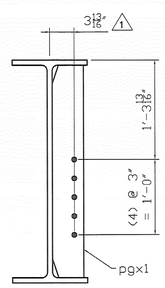

SECTION C-C

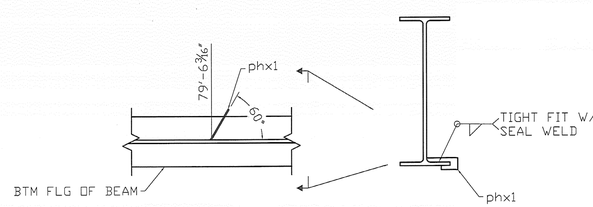

PLAN DRIP PLATE

RECEIVED JAN 28 2009 — OK'D BY SSS — OK'D BY MSM — APPROVED ✓ — BY — DATE 1/26/09

NOTE:
1. FOR GENERAL NOTES SEE GN1

SHOP NOTES

HOLES 15/16"ø (U.N.)
BOLTS NONE
PAINT SEE GN DWG
WELDS TO BE MADE USING E80-NIL ELECTRODES
MATERIAL M270 Gr.50

REV.NO	DATE	REVISION
3		
2		
1	1/9/09	APPROVER COMMENTS

BEAM DETAIL B1

VT.102 (MAJOR COLLETOR) BRIDGE #16 — CANAAN, VT
PROJECT NUMBER ER ST 0271 (16)

FOSTER • PRECISE
3 FARM LANE GEORGETOWN, MA 01833
978-352-2591 FAX 978-352-2182

OWNER: STATE OF VERMONT AGENCY OF TRANSPORTATION
CONTRACTOR: WINTERSET INC.

DRAWN BY	CHECKED BY				JOB NO.	SHEET NO.
KC 11/23/08	WL 11/30/08				3476	1